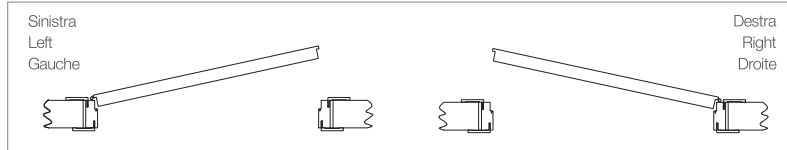


SISTEMI DI APERTURA

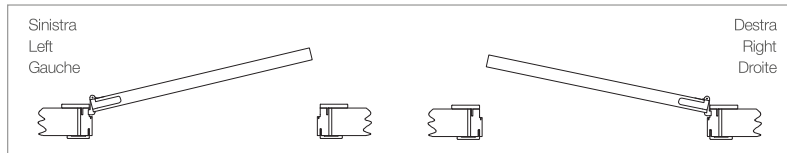
OPENING SYSTEMS

SYSTEMES D'OUVERTURE

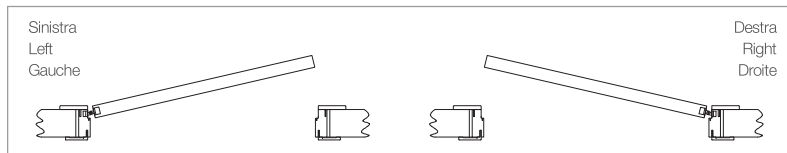
BASIC / B-OPEN



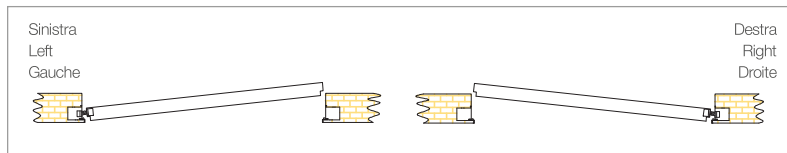
LINE



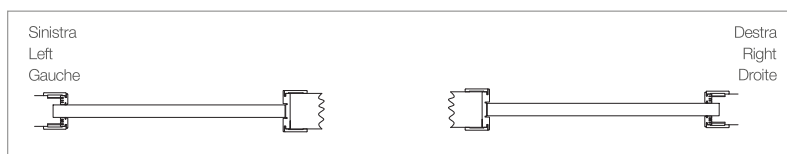
GHOST



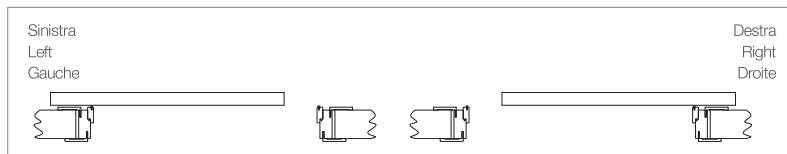
LEVEL L58 / L103 / L143 - PUSH



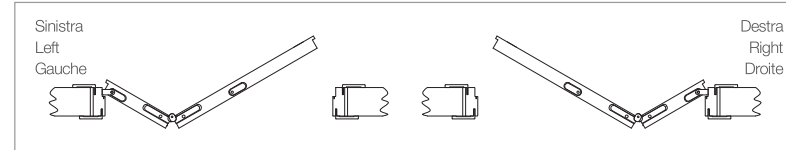
PASSING



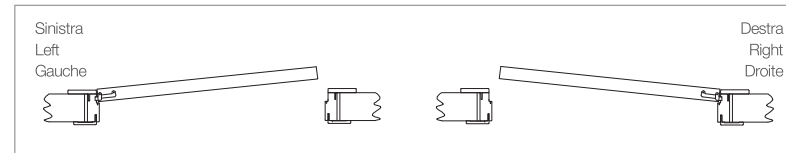
SLIDING



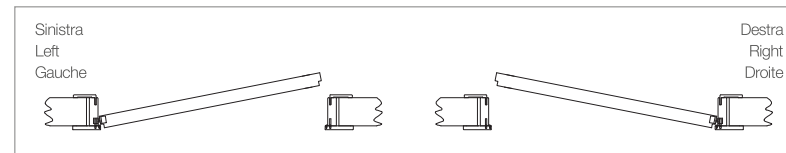
DUBLÒ



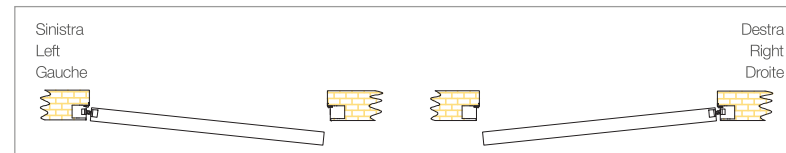
REVIRA



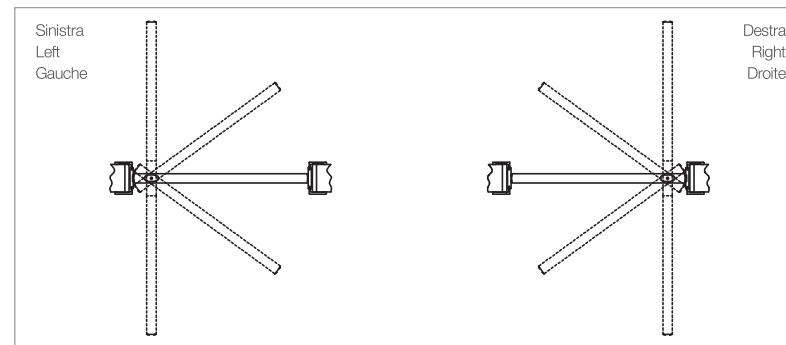
PLANYA



LEVEL L58 / L103 / L143 - PULL



FREEWAY

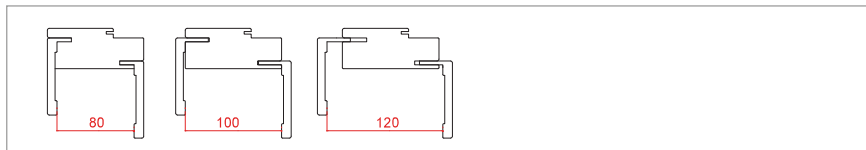


TELAI / ALLARGAMENTI

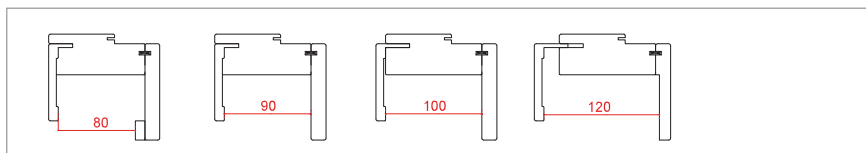
FRAMES / EXTENSIONS

HUISSERIE DE PASSAGE / AGRANDISSEMENTS

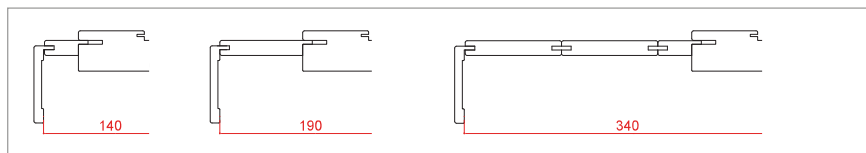
BASIC / B-OPEN da 80 a 120 mm / from 80 to 120 mm / de 80 à 120 mm



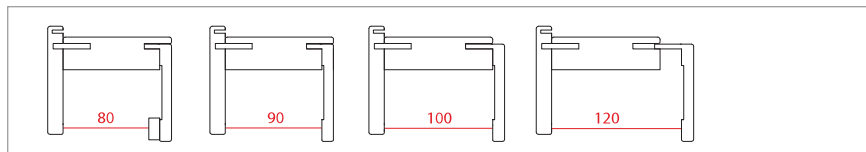
LINE / REVIRA / GHOST da 80 a 120 mm / from 80 to 120 mm / de 80 à 120 mm



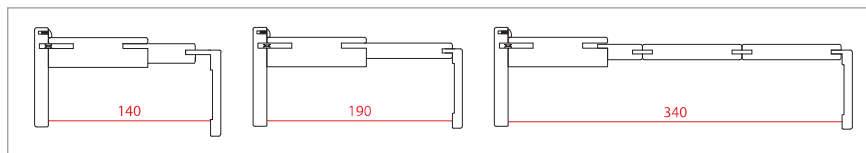
BASIC / B-OPEN / LINE / REVIRA / GHOST oltre 120 mm / over 120 mm / plus de 120 mm



PLANYA da 80 a 120 mm / from 80 to 120 mm / de 80 à 120 mm

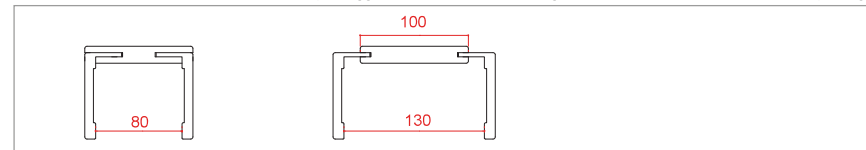


PLANYA oltre 120 mm / over 120 mm / plus de 120 mm



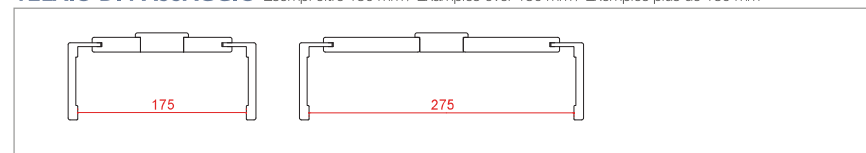
FREEWAY Telaio da 80 a 130 mm / Frame from 80 to 130 mm / Cadre de 80 à 130 mm

TELAIO DI PASSAGGIO Telaio di passaggio da 80 a 130 mm / Passage frame from 80 to 130 mm / Cadre de passage de 80 à 130 mm



FREEWAY Esempi oltre 130 mm / Examples over 130 mm / Exemples plus de 130 mm

TELAIO DI PASSAGGIO Esempi oltre 130 mm / Examples over 130 mm / Exemples plus de 130 mm



LEVEL L58 / L103 / L143

